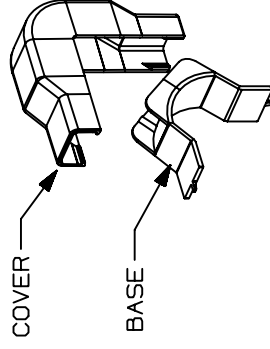
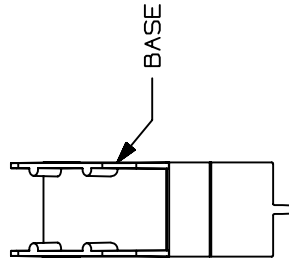
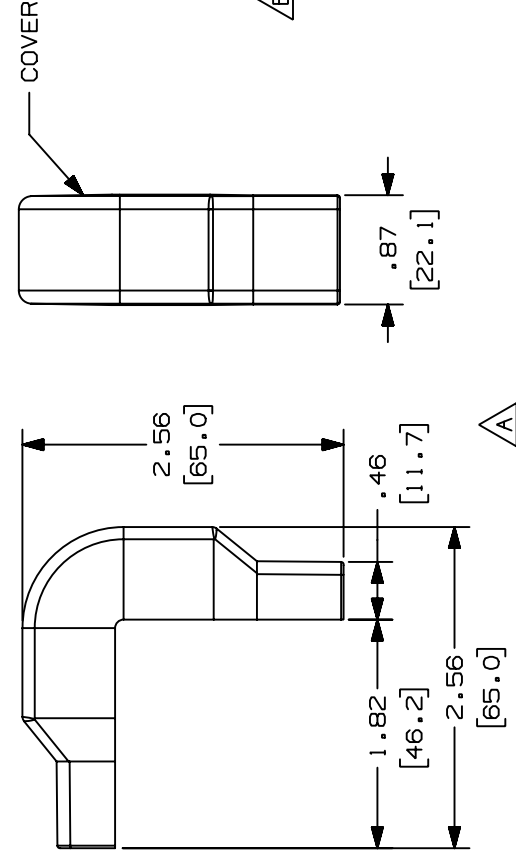


THIS COPY IS PROVIDED ON A RESTRICTED BASIS AND IS NOT TO BE USED IN ANY WAY DETRIMENTAL TO THE INTERESTS OF PANDUIT CORP.



PANDUIT PART NO.	WEIGHT
OCFX3	3.21 LB/100 PCS (1461 g/100 PCS)

NOTES:

- SEE CURRENT CATALOG FOR ADDITIONAL PART NUMBER SUFFIXES TO INDICATE COLOR AND OR PACKAGE QUANTITY.
- THIS PRODUCT IS INTENDED TO BE USED WITH PANDUIT TYPE LD3, LDP3 AND LDS3 RACEWAY.
- NOMINAL WALL THICKNESSES;
BASE = .055(1.4)
COVER = .055(1.4)
- THIS PRODUCT IS FEATURED WITH THE TIA/EIA COMPLIANT BEND RADIUS.
- DIMENSIONS IN PARENTHESIS ARE IN METRIC.

CAD FILENAME/LAYERS D35541BP_OCFX3_C_02.PRT

PANDUIT

CORP. TINLEY PARK, ILLINOIS
OUTSIDE CORNER FITTING BASE AND COVER (OCFX3)
CUSTOMER DRAWING

UNLESS OTHERWISE SPECIFIED, DIMENSIONAL TOLERANCES ARE: (.X) ± (.XXX) ±.015 (.4) (.XX) ±.03 (.8) ANGLES ±		UNLESS OTHERWISE SPECIFIED, ALL DIMENSIONS ARE GIVEN IN INCHES, THIRD ANGLE PROJECTION.						
DRAWN BY JBA	MAT'L: ABS/PC	SCALE NONE	DWG NO. 35541-17					
DATE 08-09-96	CHECKED BY CEF		SIZE A					
REV	DATE	BY	CHK	DESCRIPTION	ECN	CHK	CUST	SUP
2	03-10-04	JHEP	RGRO	B. REMOVED CD3 FROM NOTE 2	35541-17	RGRO	HIW	
1	05-18-99	DW	HIW	A. REVISED TO SHOW 2D VIEWS	35541-17	HIW	CEF	
R	08-09-96	JBA	CEF	RELEASED TO PRODUCTION	35541-17	CEF		

+

+